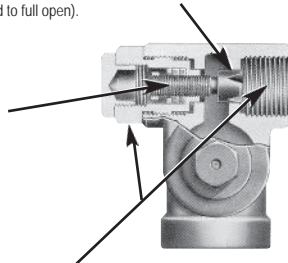
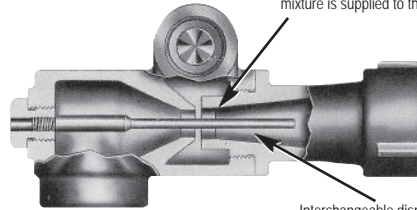


Sensitive V-Port adjustment permits accurate setting with any gas from 500 to 3200 Btu/ft³ (20 turns from closed to full open).

Socket head adjustment. See table for Allen wrench size.

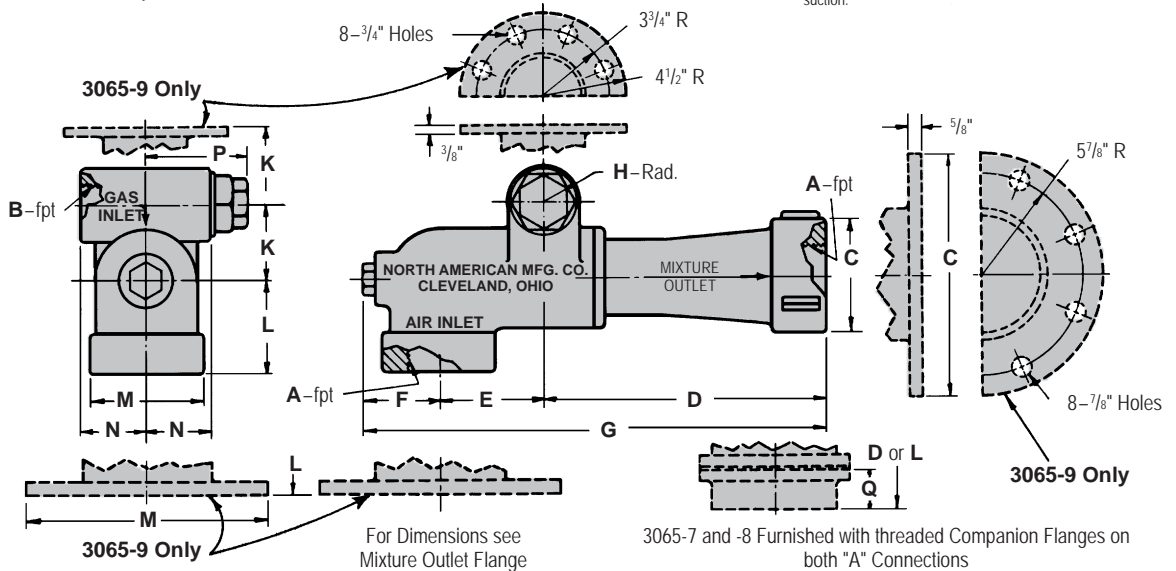


Efficient design and precision machining of the mixer internals permits air flowing thru the venturi to entrain and intimately mix with the gas. The air-gas mixture is supplied to the burners at suitable pressures.



Compact and easily modified, the mixer can be mounted in any position. The gas adjustment cartridge can be installed in either port to provide ease of installation and adjustment.

Interchangeable displacement rods allow modification of the venturi throat area for an optimum mixture pressure/suction ratio. The rods can easily be changed without breaking the piping, to provide higher mixture pressures with lower suction or lower mixture pressures with higher suction.



Mixer designation	dimensions in inches															Wt. lb.	Allen wrench size
	A	B	C dia.	D	E	F	G	H	K	L	M	N	P	Q			
3065-0	3/4	1/2	1 9/16	4 1/32	1 3/4	1 1/2	7 9/32	5/8	1 3/16	1 21/32	1 9/16	1 1/4	2	—	4	3/32	
3065-1	1	3/4	1 15/16	4 1/8	1 13/16	1 1/2	7 7/16	3/4	1 3/8	1 7/8	1 15/16	1 9/32	2 1/32	—	5	5/32	
3065-2	1 1/4	1	2 1/4	5 7/8	2 1/16	1 11/16	9 5/8	7/4	1 21/32	2 1/32	2 3/8	1 15/32	2 7/32	—	7	5/32	
3065-3	1 1/2	1	2 5/8	6 1/2	2 7/16	1 13/16	10 3/4	2 7/32	1 3/4	2 5/32	2 5/8	1 1/2	2 1/4	—	8	5/32	
3065-4	2	1 1/4	3	8 3/8	3 1/2	2 1/16	13 15/16	1 7/8	2 1/16	2 5/8	3	1 9/16	2 3/8	—	14	5/32	
3065-5	2 1/2	1 1/2	3 3/4	10 5/16	4 1/16	2 5/16	16 11/16	1 7/32	2 1/2	3 1/8	3 3/4	1 5/8	2 5/8	—	18	5/32	
3065-6	3	2	4 3/8	10 1/2	4 9/16	3 1/8	18 3/16	1 1/2	2 15/16	3 3/8	4 3/4	2	3 1/8	—	27	7/32	
3065-7	4	2 1/2	7 3/4	13 15/16	5 3/16	3 9/16	22 11/16	1 13/16	4 13/16	4 15/16	5 1/2	2 1/4 Sq.	3 17/32	1 1/2	48	7/32	
3065-8	6	3	10 3/8	17 7/16	8 13/16	4 5/16	31 3/16	2 3/16	6	6 3/16	8 1/4 Sq.	2 15/16	4 9/16	1 3/4	125	7/32	
3065-9	8	4	13 1/2	27 11/16	10 1/2	6 1/4	44 7/16	—	8 11/16	6 3/4	13 1/2	—	—	—	170	N/A	

DIMENSIONS SHOWN ARE SUBJECT TO CHANGE. PLEASE OBTAIN CERTIFIED PRINTS FROM FIVES NORTH AMERICAN COMBUSTION, INC. IF SPACE LIMITATIONS OR OTHER CONSIDERATIONS MAKE EXACT DIMENSION(S) CRITICAL.

WARNING: Situations dangerous to personnel and property may exist with the operation and maintenance of an combustion equipment. The presence of fuels, oxidants, hot and cold combustion products, hot surfaces, electrical power in control and ignition circuits, etc., are inherent with any combustion application. Parts of this product may exceed 160F in operation and present a contact hazard. Fives North American urges compliance with National Safety Standards and insurance Underwriters recommendations, and care in operation.

Fives North American Combustion, Inc., 4455 East 71st Street, Cleveland, OH 44105 USA, Phone 216.271.6000
Fax 216.641.7852 email: fna.sales@fvesgroup.com • www.fvesgroup.com/fvesna